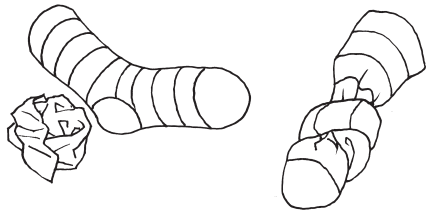


Cat Toys You'll Enjoy and Dog Treats You Can Eat



Kitty Sock Toy

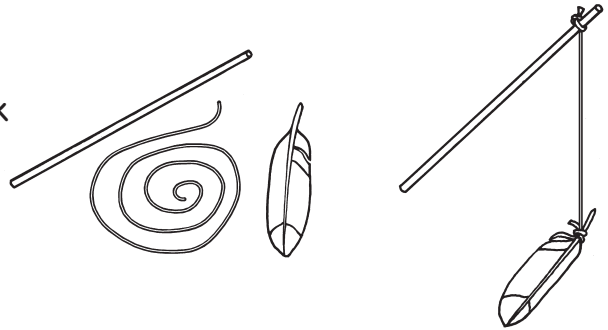
Old sock • Piece of crinkly, noisy paper

Crumple the piece of paper and shove it down into the toe of the sock. Tie a knot in the middle of the sock. (Option: add catnip or draw a face on the sock.)


Fantastic Feline Feather Toy

Feather • Cloth ribbon or thick string • Stick

Tie one end of the ribbon or string to the feather. Tie the other end of the ribbon or string to the end of the stick.



Using toys to play with your cat keeps you from getting scratched. Proper materials keep your cat safe, happy, healthy and having fun.



Pea-Mutt Butter Treats

1/3 c peanut butter (Remember, no Xylitol, read that label!)

1/3 c oats

1 Tbs water

1 Tbs honey

A pinch of cinnamon and salt

Mix the peanut butter, water and honey.

Mix in the oats, cinnamon and salt and make a dough.

Roll the dough into balls that are ready for you and your lucky pooch to enjoy!

Simple Sweet Pup-Tater Chews

1 sweet potato

Get an adult to help you chop a sweet potato into bite-sized pieces.

Place the pieces on a cookie sheet and cook at 250 degrees F for 2 - 3 hours.